

FY 2020 NAVIGATION FUNDING FOR INLAND AND COASTAL

Inland Waterways Users Board
Meeting No. 92
Springfield, VA

By Paul D. Clouse
Acting Chief, Navigation Branch
USACE Headquarters

12 September 2019



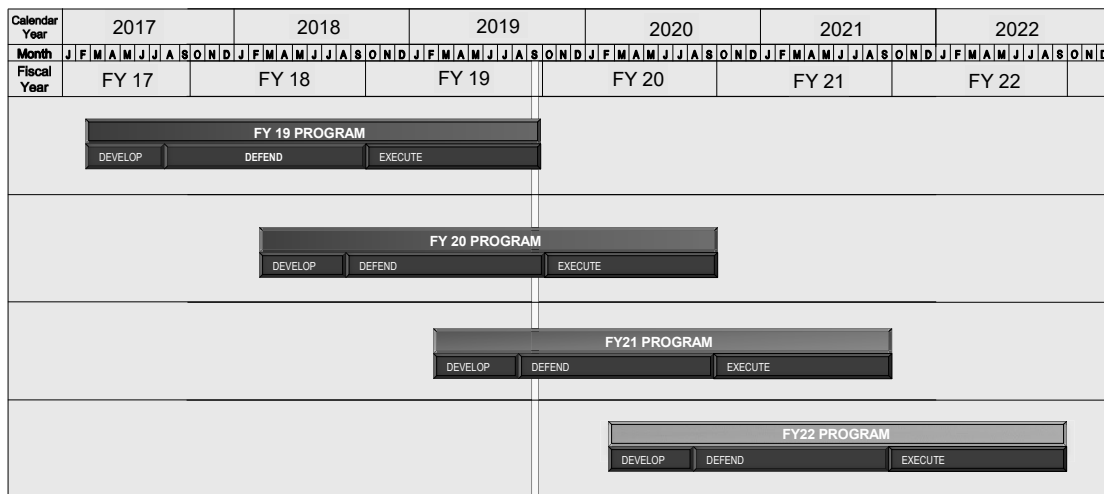
"The views, opinions and findings contained in this report are those of the author(s) and should not be construed as an official Department of the Army position, policy or decision, unless so designated by other official documentation."



US Army Corps
of Engineers®



Civil Works Program/Budget Timeline

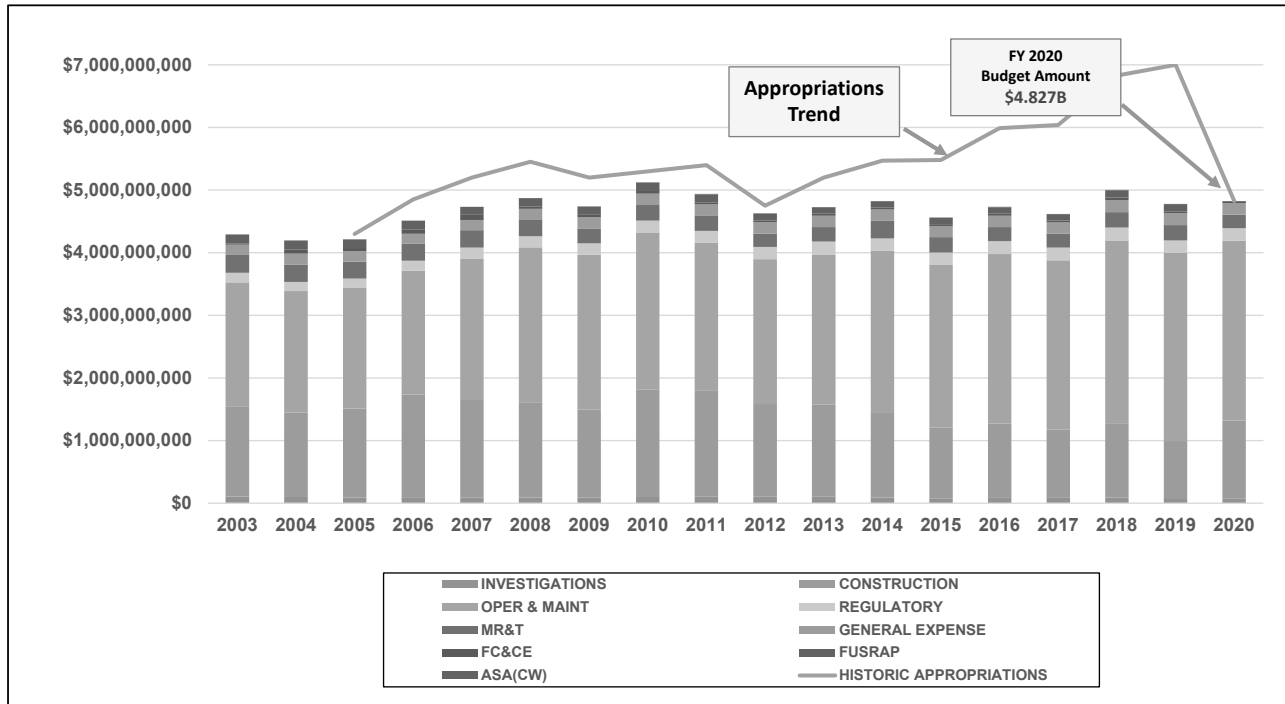




CIVIL WORKS INVESTMENT TRENDS (EXCLUDES SUPPLEMENTAL FUNDING)



3



7



PRESIDENT'S BUDGET & APPROPRIATIONS NAVIGATION (\$MILLION)



4

Year	Investigations	Construction	O&M	MR&T	Total
FY 20 Approp	*** No FY 20 Appropriation Act as of September 11, 2019 ***				
FY 20 Budget	\$14	\$625	\$1,635	\$34	\$2,308
FY 19 Approp	\$41	\$816	\$2,365	\$74	\$3,296
FY 19 Budget	\$14	\$176	\$1,706	\$33	\$1,930
FY 18 Approp	\$39	\$757	\$2,207	\$94	\$3,097
FY 18 Budget	\$19	\$310	\$1,717	\$52	\$2,098
FY 17 Approp	\$38	\$644	\$1,937	\$51	\$2,670
FY 17 Budget	\$22	\$348	\$1,527	\$37	\$1,934
FY 16 Approp	\$37	\$580	\$1,946	\$47	\$2,610
FY 16 Budget	\$25	\$321	\$1,563	\$38	\$1,947



PRESIDENT'S BUDGET



INLAND NAVIGATION (\$MILLION)

Year	Investigations	Construction	O&M	MR&T	Total Inland
FY 20	\$6	\$138	\$679	\$29	\$852
FY 19	\$7	\$37	\$778	\$28	\$850
FY 18	\$8	\$177	\$784	\$50	\$1,019
FY 17	\$8	\$243	\$631	\$35	\$917
FY 16	\$7	\$240	\$691	\$36	\$974

COASTAL NAVIGATION (\$MILLION)

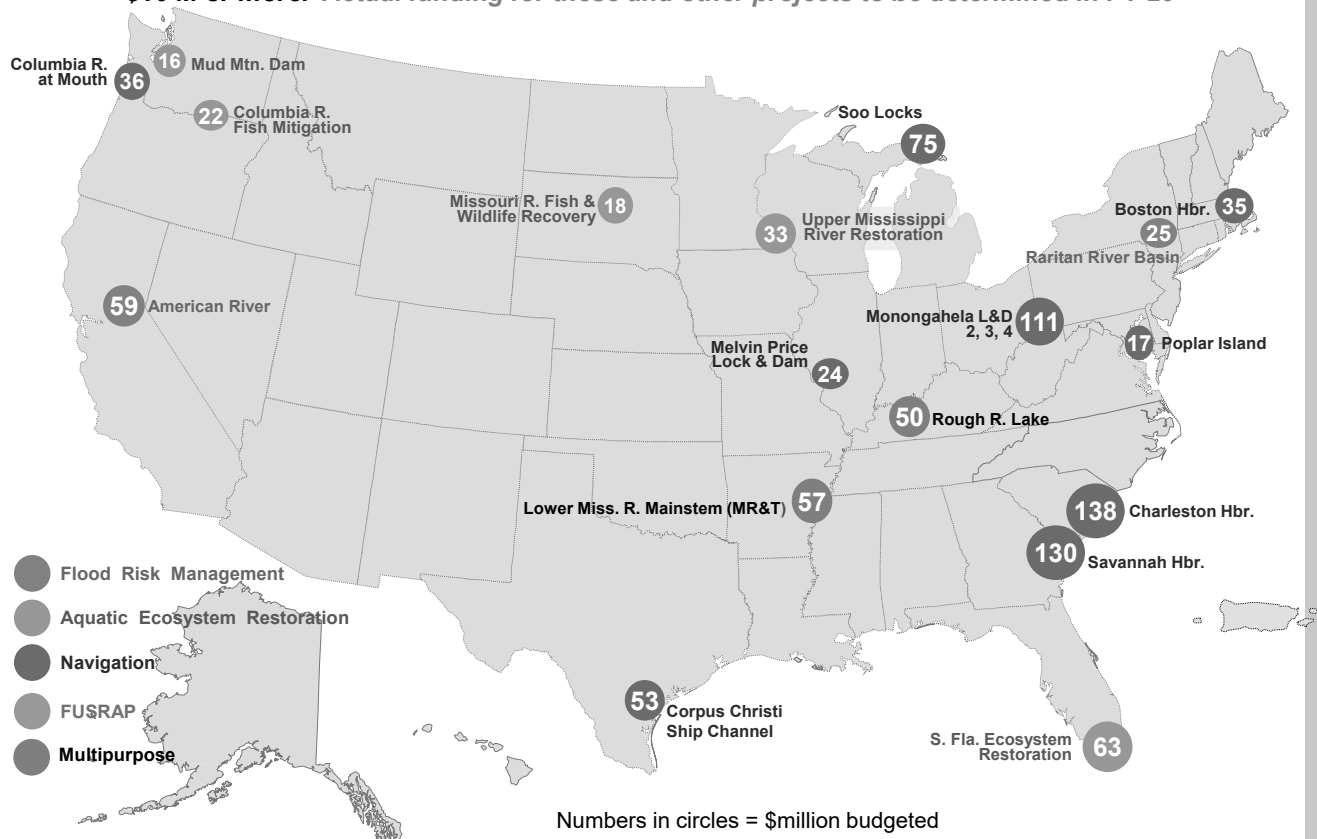
Year	Investigations	Construction	O&M	MR&T	Total Coastal
FY 20	\$8	\$487	\$956	\$5	\$1,455
FY 19	\$7	\$139	\$934	\$0	\$1,080
FY 18	\$11	\$133	\$933	\$2	\$1,079
FY 17	\$14	\$105	\$896	\$2	\$1,017
FY 16	\$18	\$81	\$872	\$2	\$973



CONSTRUCTION IN FY 20 BUDGET



\$10 M or more. Actual funding for these and other projects to be determined in FY 20





FY 2020 - OVERALL BUDGET OUTCOMES



- Continues Highest Performing Studies and Design Activities
- No New Construction Starts, No New Investigation Starts
- **Investigations:** \$77 Million, Down from \$82 Million
 - Includes Feasibility Studies, Dam Safety Modification Feasibility Studies and Dredged Material Management Plans
- **Construction:** \$1,244 Million, Up from \$910 Million
 - \$55.5 Million from IWTF, includes funding Mon River 2-3-4 L&Ds to Completion
 - \$18 Million from HMTF
- **Operation & Maintenance:** \$2.88 Billion, Down from \$3.0 Billion
 - Reflects Risk Informed Application of Performance Based Criteria
 - \$942 Million from HMTF
- **Mississippi River & Tributaries (MR&T):** \$215 Million, Down from \$245 Million
 - Includes Flood Risk Mgmt, Navigation, Environment Stewardship and Recreation