


Inland Waterways Industry Day Meeting

Financial Report for the Inland Waterways Trust Fund

Mr. Mark R. Pointon
for USACE Headquarters
15 December 2021



US Army Corps of Engineers
BUILDING STRONG®



FY 2022 Status of Inland Waterways Trust Fund

31 October 2021

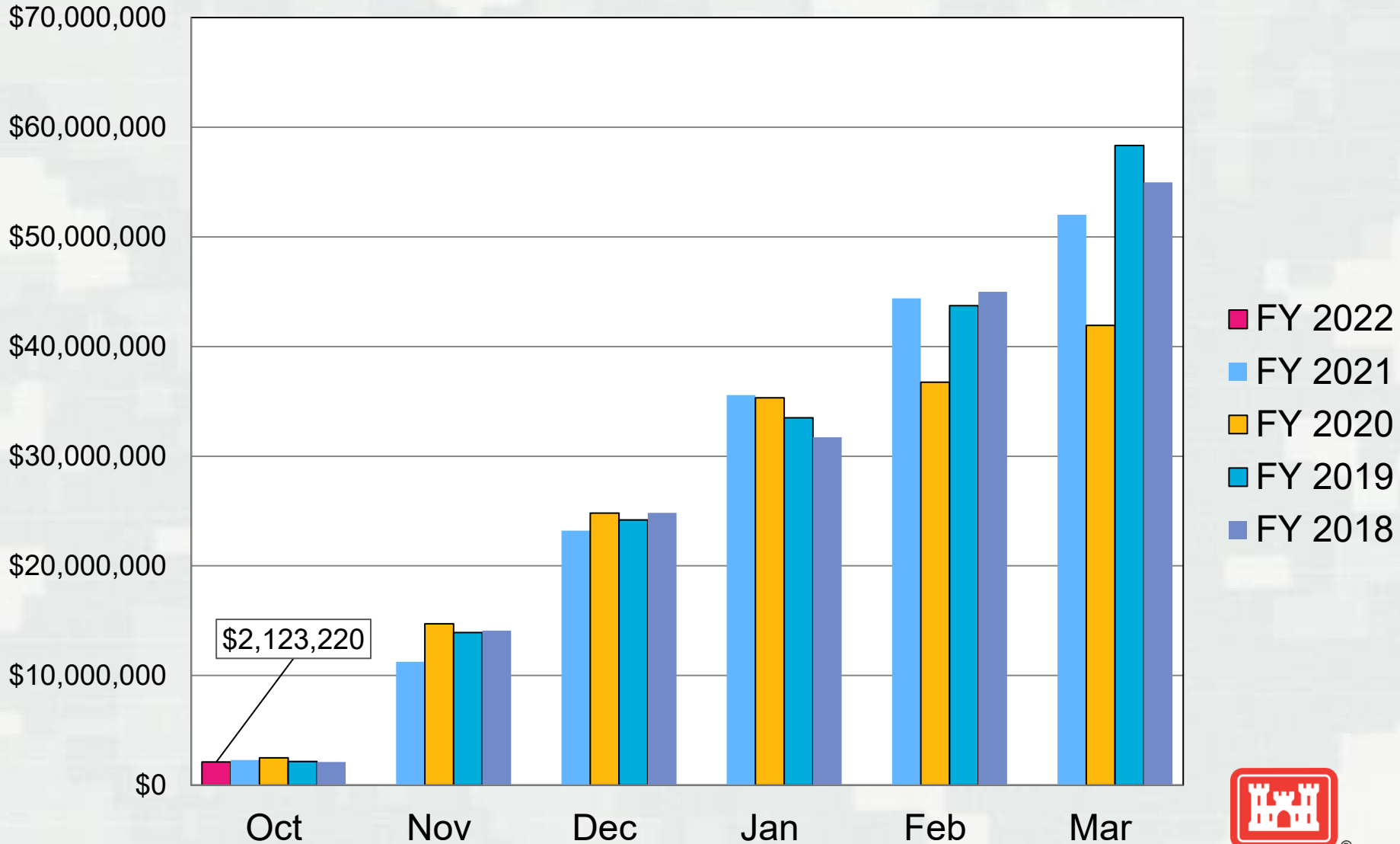
	U.S. Treasury	USACE
Revenue Collected to Date		
FY 2022 Beginning Balance:	\$221,568,924	\$0
FY 2022 Fuel Tax Revenue:	\$2,114,000	\$0
FY 2022 Interest:	\$9,220	\$0
Total Balance + Revenues	\$223,692,144	\$0
Transfers to Date		
USACE HQ IWTF (8861) to U.S. Treasury	\$000	\$0
U.S. Treasury to USACE HQ IWTF (8861)	\$000	\$0
Total Transfers	\$000	\$0
FY 2022 Available Balance	\$223,692,144	\$0

Source: IWTF statements from Dept. of Treasury, Bureau of Public Debt.

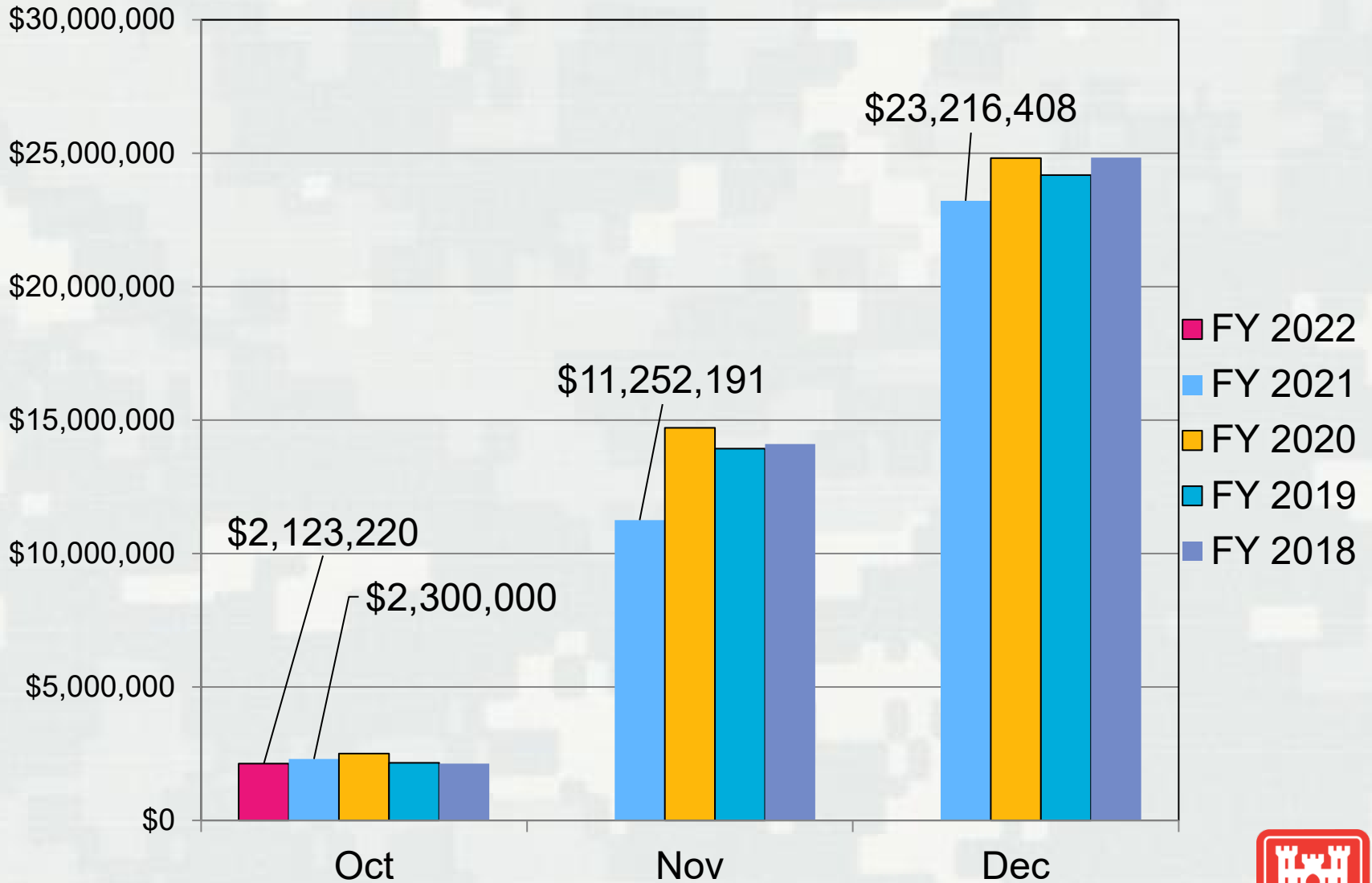
**Amount includes adjustment made by Bureau of Fiscal Service to bring appropriated estimates to actual taxes received.



INLAND WATERWAYS TRUST FUND REVENUE



INLAND WATERWAYS TRUST FUND REVENUE



IWTF Projects – President’s Budget/Work Plan and Total Allocation

<u>Project</u>	<u>Funding Item</u>	<u>FY 2015</u>	<u>FY 2016</u>	<u>FY 2017</u>	<u>FY 2018</u>	<u>FY 2019</u>	<u>FY 2020</u>	<u>FY 2021</u>
<u>Olmsted</u>	President’s Bud	\$160,000,000	\$180,000,000	\$225,000,000	\$175,000,000	\$35,000,000	\$0	\$0
	Total allocation	² \$212,710,000	\$268,000,000	⁸ \$250,000,000	\$175,000,000	¹¹ \$50,000,000	¹³ \$63,000,000	\$0
<u>Lower Mon</u>	President’s Bud	\$9,032,000	\$52,000,000	\$0	\$0	\$0	\$111,000,000	\$0
	Total allocation	¹ \$55,888,463	\$58,900,000	⁸ \$82,010,000	⁹ \$98,000,000	¹² \$89,000,000	\$111,000,000	\$0
<u>Kentucky L&D</u>	President’s Bud	\$0	\$0	\$0	\$0	\$0	\$0	\$0
	Total allocation	³ \$14,700,000	⁶ \$45,700,000	⁸ \$36,000,000	⁹ \$39,500,000	¹² \$43,600,000	¹³ \$61,060,000	\$110,100,000
<u>Chick L&D</u>	President’s Bud	\$0	\$0	\$0	\$0	\$0	\$0	\$0
	Total allocation	⁵ \$3,000,000	⁶ \$29,600,000	⁸ \$40,000,000	⁹ \$76,500,000	¹² \$89,700,000	¹³ \$101,200,000	\$191,000,000
<u>LaGrange</u>	President’s Bud	\$0	\$0	\$0	\$0	\$0	\$0	\$0
	Total allocation	\$0	\$0	\$0	^{9,10} \$10,099,998	¹² \$57,500,000	\$0	\$0
<u>Montgomery</u>	President’s Bud						\$0	\$0
	Total allocation						\$0	\$22,000,000

1. Reflects reprogramming from Lower Mon (FY 2014: \$2M to Olmsted & 2K to Emsworth and FY 2015 \$2K to Emsworth), and withhold.
2. Reflects FY 2015 Pres Bud (\$160M) & Funding Pot allocations (\$47.3M - NAV), (\$4.9M - Hydro), McAlpine reprogramming (\$510K)
3. Reflects \$2M reprogrammed from Lower Mon to KY L&D (Nov 2014) & FY 2015 NAV Funding Pot allocations (\$12.7M).
4. Reflects withhold.
5. FY 2015 NAV Funding Pot allocations (\$3M).
6. Reflects \$300K reprogramming from Chick L&D to KY Lock as a result of higher than anticipated bids for DS Cofferdam contract required for risk-based TPCE, FY 2017 construction contract design activities, and an Economic Update.
7. Note deleted.
8. Amount includes allocation provided through the FY 2017 Work Plan.
9. Amount includes allocation provided through the FY 2018 Work Plan.
10. New Start to be funded upon Congressional Notification of Project Affordability Analysis Per FY 2018 E&EDW
11. Amount includes additional \$15 million provided through the FY 2019 Work Plan.
12. Amount includes allocation provided through the FY 2019 Work Plan.
13. Amount includes allocation provided through the FY 2020 Work Plan.



Questions



Project/Activity Updates by PMs (Southwestern Division)

- MKARNS Three Rivers, AR
- GIWW Colorado River Locks & Brazos River Floodgates, TX



Project/Activity Updates by PMs (Mississippi Valley Division)

- NESP/Mississippi River L&D #25
- Bayou Sorrel Lock Re-study Economics



Project Updates by PMs

(Great Lakes and Ohio River Division)

- Chickamauga Lock and Dam
- Kentucky Lock Addition
- Monongahela River Locks 2, 3 and 4
- Upper Ohio River/Montgomery Lock

