



United States Department of Agriculture



Agricultural Marketing Service

Inland Waterways Users Board Meeting #89

**St. Charles, MO
November 29, 2018**

Jannine Miller
Senior Advisor to the Secretary for Rural Infrastructure
U.S. Department of Agriculture

USDA & IWUB

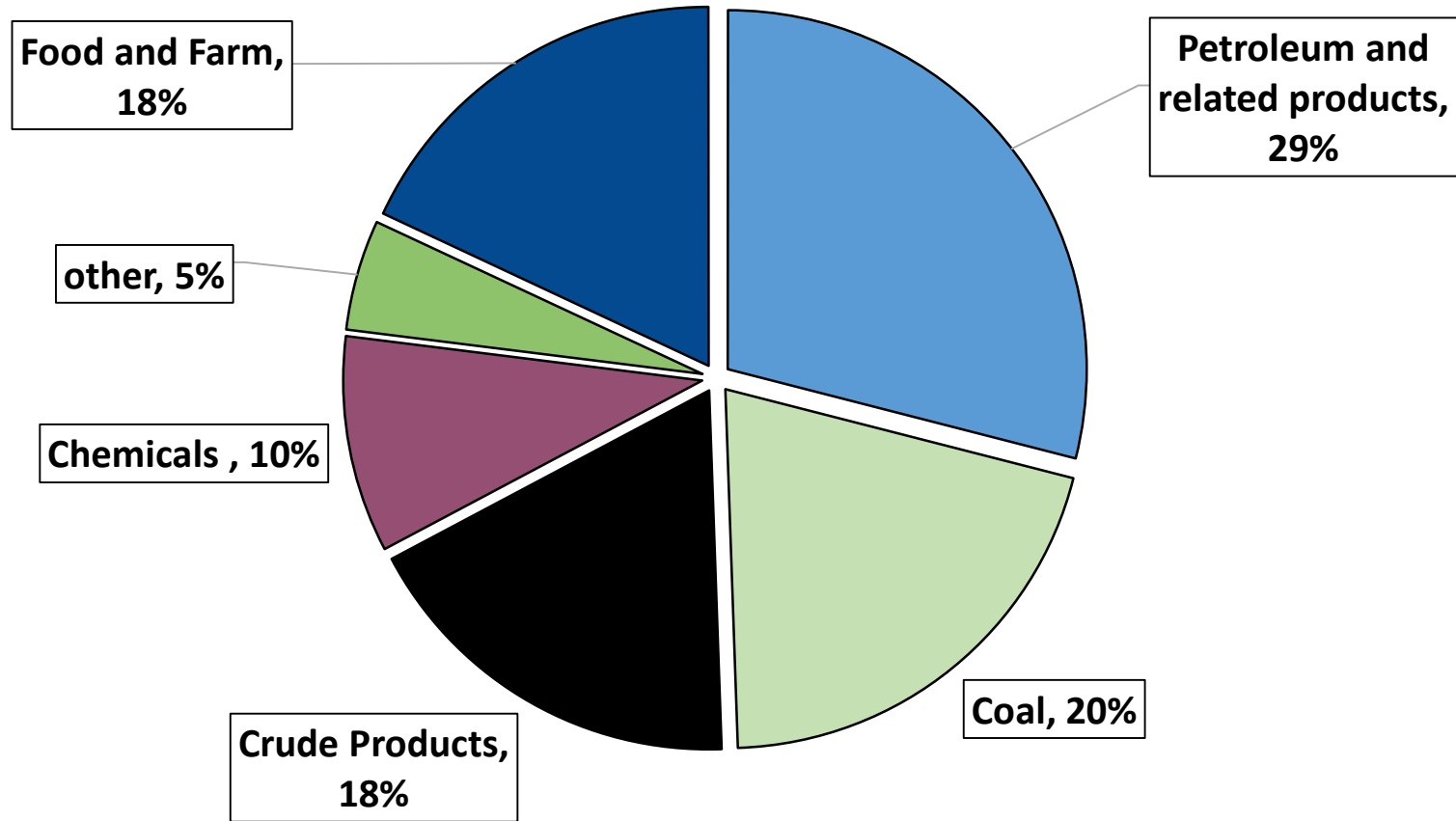
- USDA knows the nation's waterways are critically important to U.S. agriculture's economic success
- USDA strongly supports the role and function of the Inland Waterways Users Board (IWUB)
- USDA has been a proud partner for many years
- The Agricultural Marketing Service has been USDA's Federal Observer to IWUB since 1991
- Before 1991, USDA's Office of Transportation was the Department's Observer to the Board

USDA Statutory Requirements for the Transportation of Agricultural Products

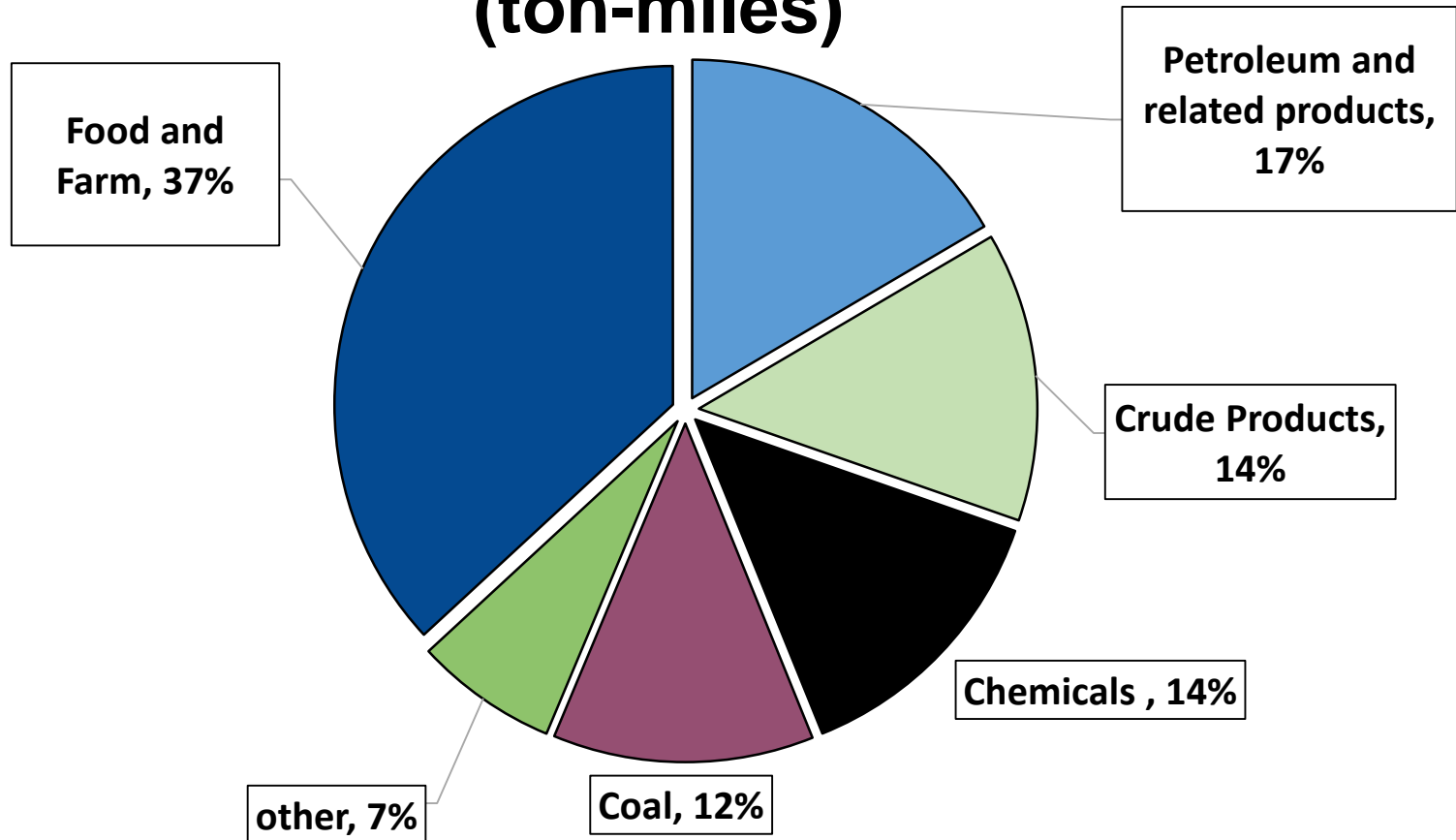
USDA has no jurisdiction over Inland Waterway projects, but has statutory responsibility to represent agricultural stakeholders on such matters....

- Agricultural Adjustment Act of 1938
- Agricultural Marketing Act of 1946
- International Carriage of Perishable Foodstuffs Act of 1982

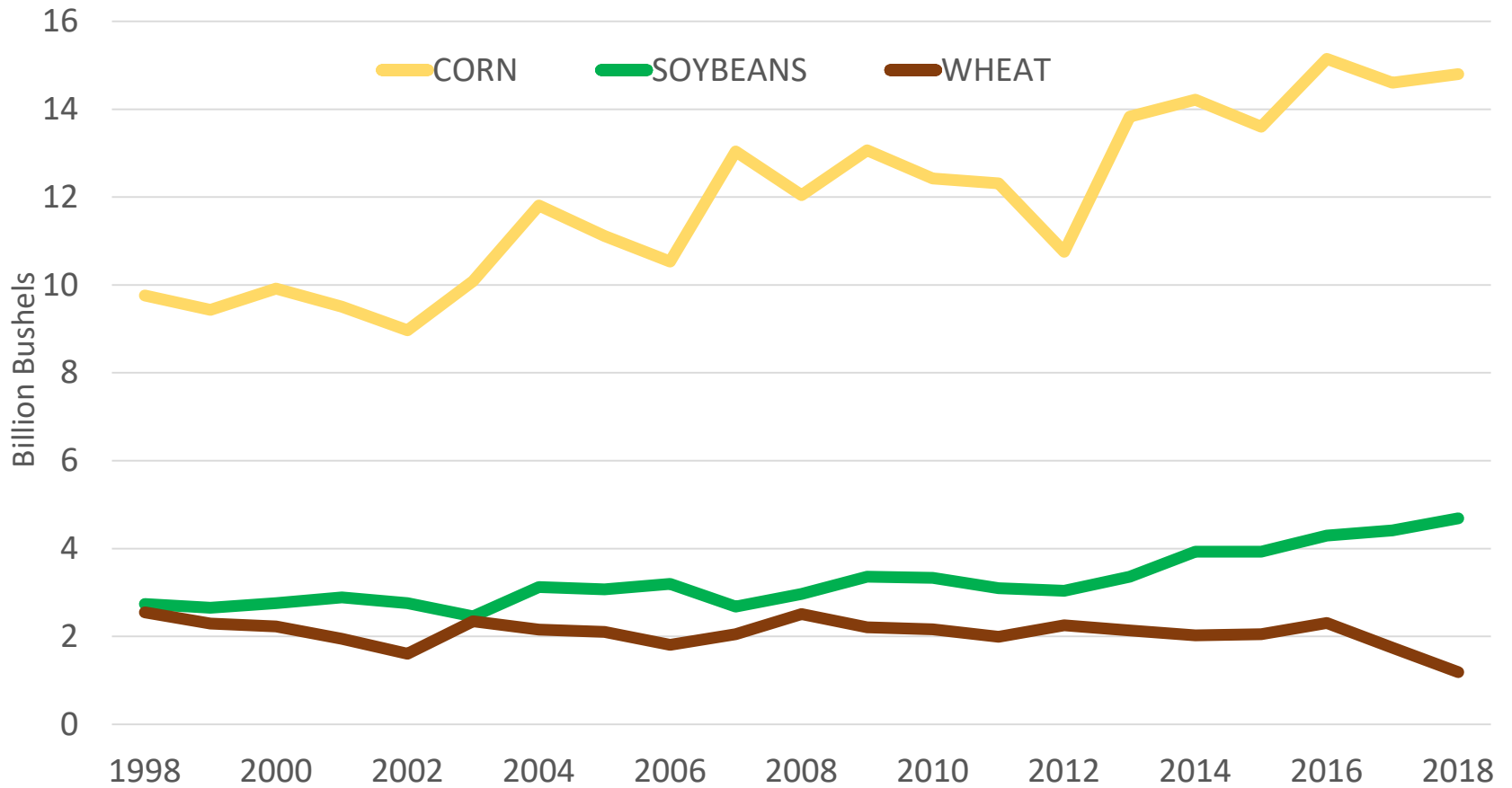
Barge Traffic by Commodity Group in 2016 (tons)



Barge Traffic by Commodity Group in 2016 (ton-miles)

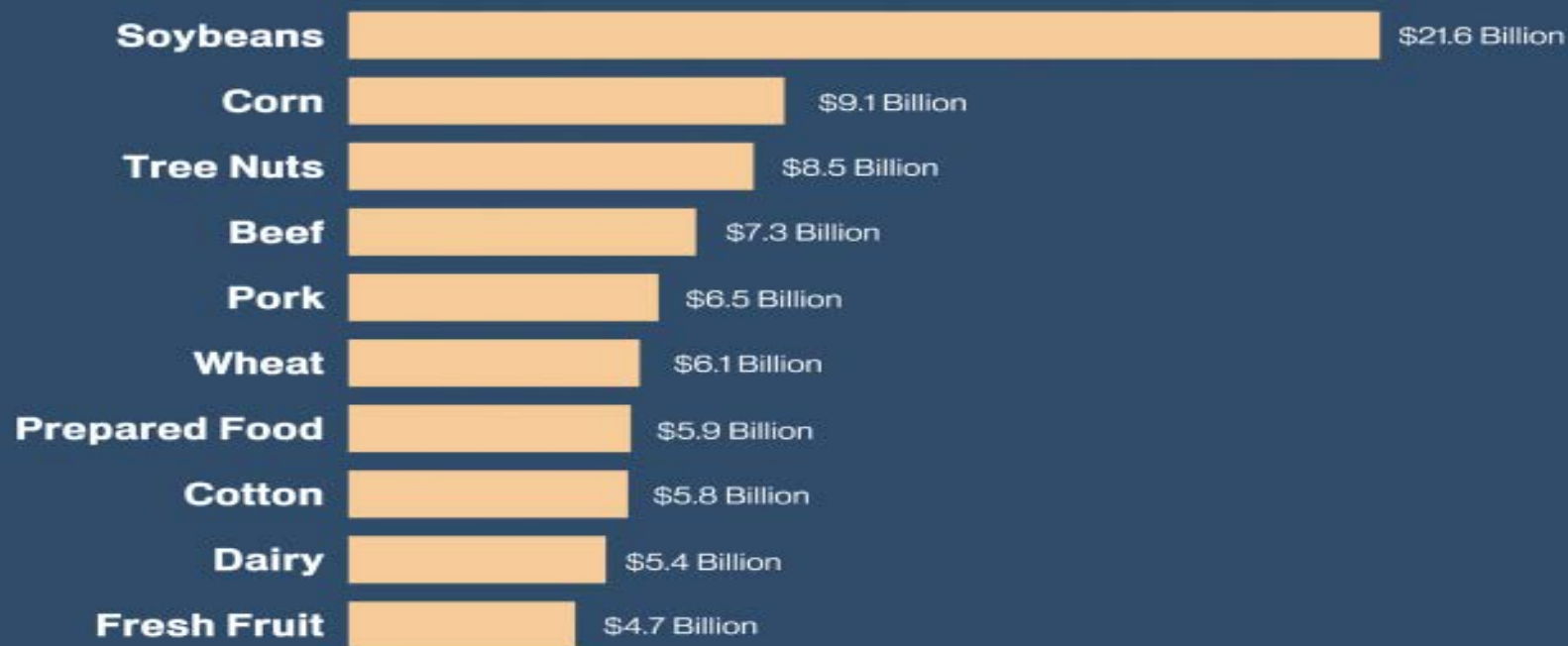


Corn, Soybean & Wheat Production



Source: USDA/National Agricultural Statistics Service

Top U.S. Agricultural Exports in 2017



Percent by Mode of Export Grains (5-year Average 2009-13)

Mode / Commodity	All Grains	Corn	Soybeans	Wheat
Rail	40%	31%	34%	59%
Barge	47%	58%	50%	32%
Truck	13%	11%	16%	9%

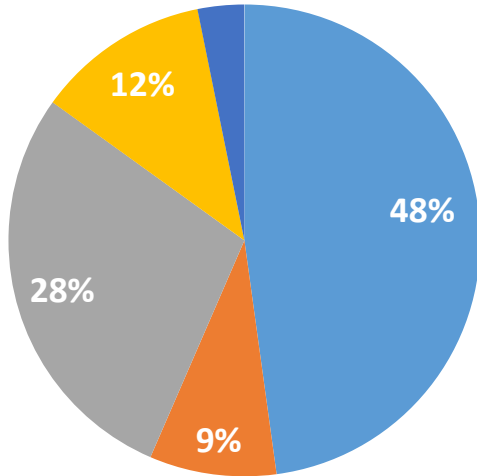
Source: USDA/AMS

Modal Transportation Characteristics of Agricultural Commodities by Ton-Miles, 2012

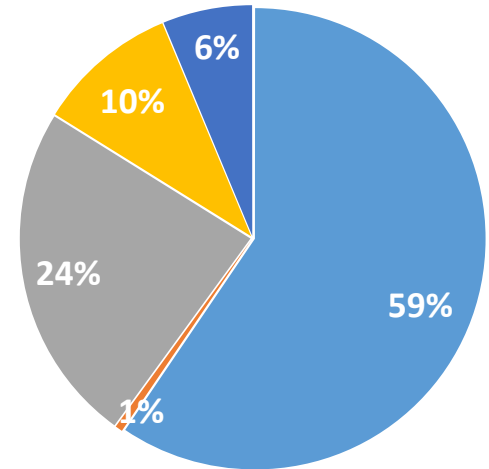
Mode / Commodity	All Agricultural Products	Grains & Soybeans	Fertilizers
Truck	47%	9%	29%
Rail	35%	61%	48%
Barge	6%	18%	14%
Multi-modal	12%	12%	9%

Source: U.S. Department of Transportation, Bureau of Transportation Statistics, and U.S. Census Bureau, Commodity Flow Survey, 2012.

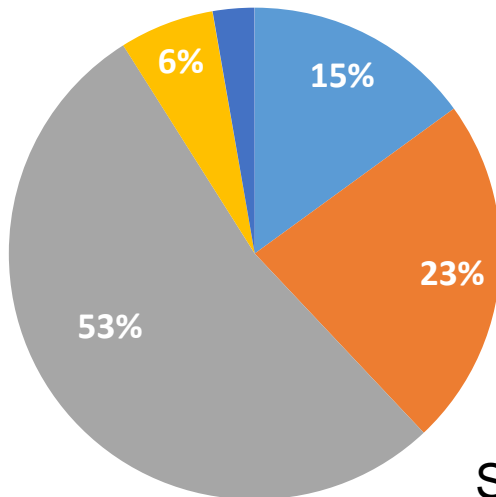
2017 GRAIN EXPORTS



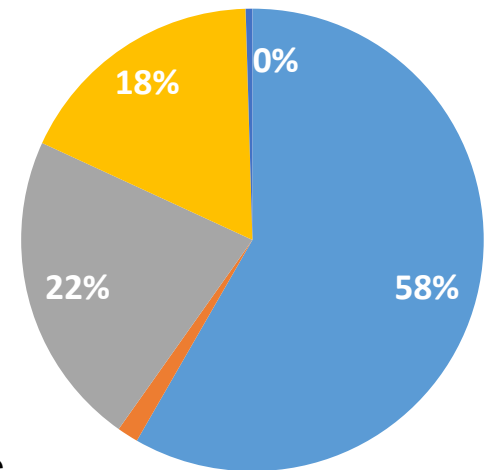
2017 SOYBEANS EXPORTS



2017 WHEAT EXPORTS



2017 CORN EXPORTS



- Mississippi River
- Texas Gulf
- PNW
- Interior
- Other

Source: USDA/AMS/FGIS

Cooperative Research Project

In cooperation with the Corps, USDA funded a cooperative agreement with Informa Economics in FY 2018 to...

- Develop compelling narratives to highlight the importance of inland waterways to U.S. agriculture
- Define the scope and urgency of investment needed to maintain U.S. export competitiveness
- Underpins and supports communicating the strategic importance of the inland waterways system to the nation's economy

Summary of Project's Scope

- Develop 10 & 25 Year Forecasts to show differences between....
 - Continuing Current Investment Trends (baseline)
 - No Build Approach
 - Unconstrained Investment
- Comparison will measure economic growth/decline in value (e.g. % GDP, # of jobs, % of exports) as result of higher transportation costs on waterways

Projects/Geography

- Upper Mississippi River & Illinois Waterway
- Ohio River
- Lower Mississippi River
- Analysis of State-Level Economic Impacts for Corn & Soybeans
 - ❑ Arkansas, Iowa, Illinois, Indiana, Kentucky, Louisiana, Minnesota, Missouri, Mississippi, Ohio, Tennessee & Wisconsin

Project's Timing

Study: Sep 2018 – Feb 2019

Outreach: Spring 2019 & Beyond

Barge Questions/Information

Contact:

Nick Marathon

Economist

Transportation Services Division

Agricultural Marketing Service

U.S. Department of Agriculture

Phone: (202) 690-4430

Email: nick.marathon@ams.usda.gov

Website: www.ams.usda.gov/AgTransportation