


Financial Report for the Inland Waterways Trust Fund

Inland Waterways Users Board Meeting No. 99

Mr. Mark R. Pointon
DFO and Executive Secretary
for USACE Headquarters
13 April 2023



US Army Corps of Engineers
BUILDING STRONG®



FY 2023 Status of Inland Waterways Trust Fund

31 March 2023

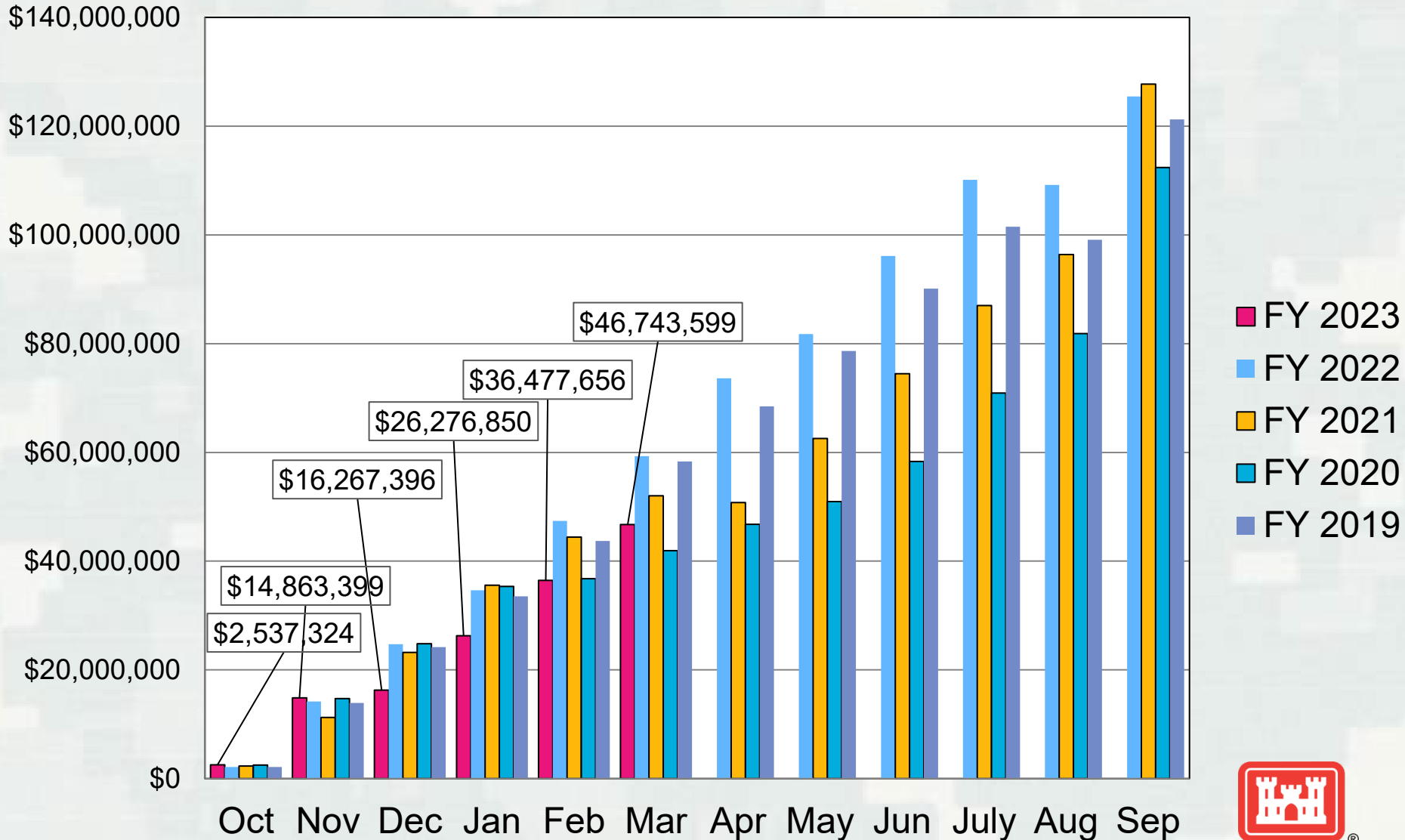
	U.S. Treasury	USACE
Revenue Collected to Date		
FY 2023 Beginning Balance:	\$200,465,315	\$0
FY 2023 Fuel Tax Revenue:	\$42,277,529	\$0
FY 2023 Interest:	\$4,466,070	\$0
Total Balance + Revenues	\$247,208,914	\$0
Transfers to Date		
USACE HQ IWTF (8861) to U.S. Treasury	\$000	\$0
U.S. Treasury to USACE HQ IWTF (8861)	\$000	\$0
Estimated Existing USACE IWTF Budget Authority awaiting Obligation	\$000	\$0
Total Transfers	\$000	\$0
FY 2023 Balance	\$247,208,914	

Source: IWTF statements from Dept. of Treasury, Bureau of Public Debt.

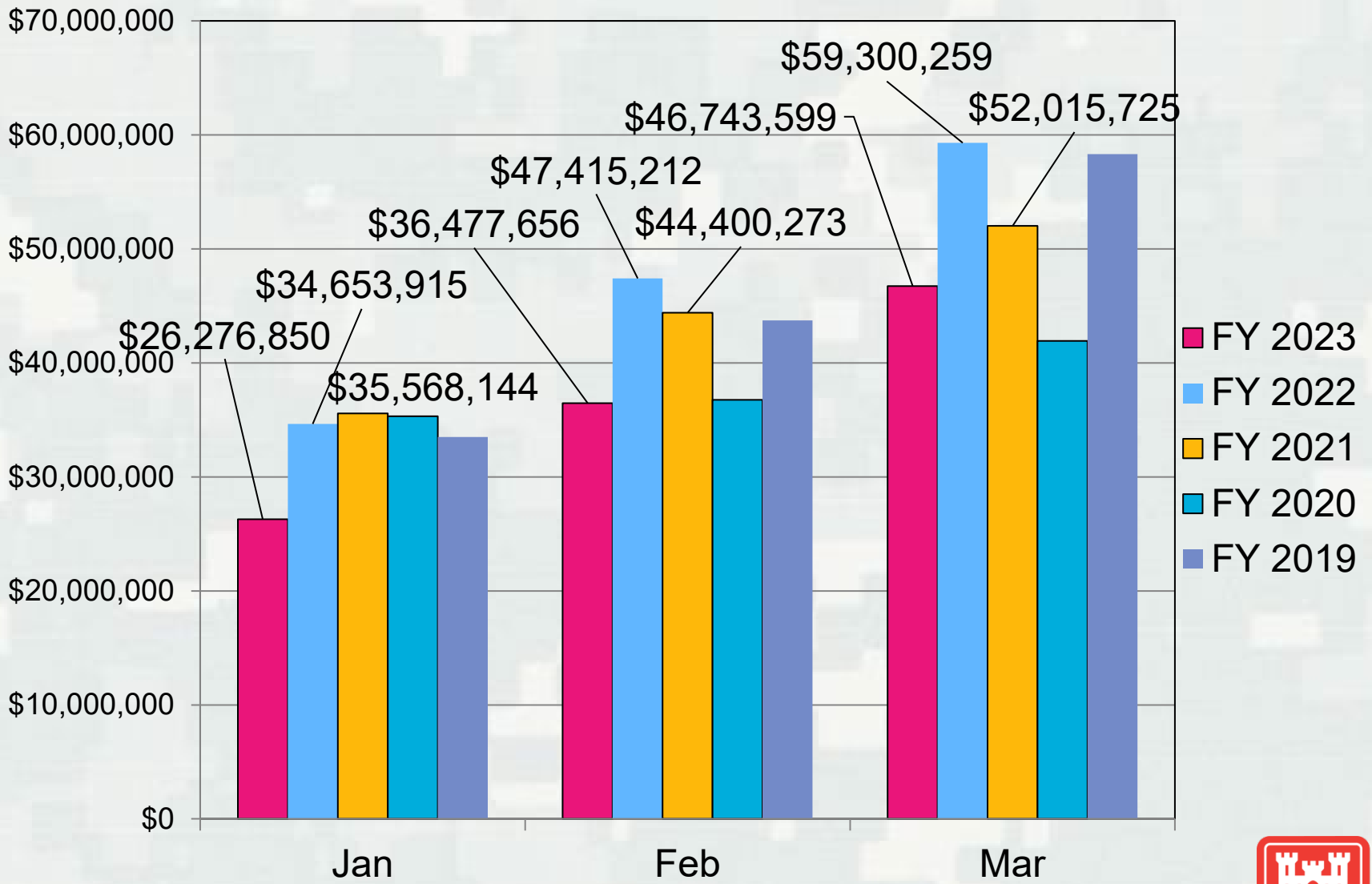
**Amount includes adjustment made by Bureau of Fiscal Service to bring appropriated estimates to actual taxes received.



INLAND WATERWAYS TRUST FUND REVENUE



INLAND WATERWAYS TRUST FUND REVENUE



IWTF Projects – President’s Budget/Work Plan and Total Allocation

<u>Project</u>	<u>Funding Item</u>	<u>FY 2017</u>	<u>FY 2018</u>	<u>FY 2019</u>	<u>FY 2020</u>	<u>FY 2021</u>	<u>FY 2022</u>	<u>FY 2023</u>
<u>Lower Mon</u>	President’s Bud	\$0	\$0	\$0	\$111,000,000	\$0	\$0	\$0
	Total allocation	² \$82,010,000	³ \$98,000,000	⁶ \$89,000,000	\$111,000,000	\$0	\$0	\$0
<u>Kentucky L&D</u>	President’s Bud	\$0	\$0	\$0	\$0	\$0	\$0	\$0
	Total allocation	² \$36,000,000	³ \$39,500,000	⁶ \$43,600,000	⁷ \$61,060,000	⁸ \$110,100,000	\$0	\$0
<u>Chick L&D</u>	President’s Bud	\$0	\$0	\$0	\$0	\$0	\$0	\$39,300,000
	Total allocation	² \$40,000,000	³ \$76,500,000	⁶ \$89,700,000	⁷ \$101,200,000	⁸ \$191,000,000	\$0	¹⁰ \$0
<u>LaGrange</u>	President’s Bud	\$0	\$0	\$0	\$0	\$0	\$0	\$0
	Total allocation	\$0	^{3,4} \$10,099,998	⁶ \$57,500,000	\$0	\$0	\$0	\$0
<u>Upper Ohio/ Montgomery</u>	President’s Bud	\$0	\$0	\$0	\$0	\$0	\$0	\$0
	Total allocation	\$0	\$0	\$0	\$0	⁸ \$22,000,000	⁹ \$12,800,000	\$0
<u>Upper Miss/ NESP</u>	President’s Bud	\$0	\$0	\$0	\$0	\$0	\$0	\$0
	Total allocation	\$0	\$0	\$0	\$0	\$0	⁹ \$39,279,000	¹⁰ \$49,300,000
<u>MKARNS 12’ Deepening</u>	President’s Bud	\$0	\$0	\$0	\$0	\$0	\$0	\$0
	Total allocation	\$0	\$0	\$0	\$0	\$0	\$0	¹⁰ \$10,000,000
<u>MKARNS/ Three Rivers</u>	President’s Bud	\$0	\$0	\$0	\$0	\$0	\$149,000,000	\$0
	Total allocation	\$0	\$0	\$0	\$0	\$0	\$149,000,000	\$0

See Footnotes below in Notes. The cost sharing varies per project and by year, based on legislation; the current cost sharing is 65% Fed and 35% IWTF per WRDAs 2020/2022.



Questions



Project/Activity Updates by PMs (Southwestern Division)

- MKARNS Three Rivers, AR
- MKARNS 12' Channel Deepening
- GIWW Brazos River Floodgates and Colorado River Locks, TX



Project/Activity Updates by PMs (Mississippi Valley Division)

- NESP/Mississippi River L&D #25
- NESP/Illinois Waterway LaGrange Lock



Project Updates by PMs

(Great Lakes and Ohio River Division)

- Chickamauga Lock and Dam
- Kentucky Lock Addition
- Monongahela River Locks & Dams 2, 3 and 4: Charleroi
- Upper Ohio River: Montgomery Lock and Emsworth Lock

